




TECHNICAL REGULATIONS SUPER TURBO D2-D3-D4-D5 2021

| NO. | CONTENTS | D 2 | D 3 | D 4 | D 5 |
|-----|--|--|---|---|---|
| 1 | Year of the car is open | O | O | O | O |
| 2 | Car's weight include that of driver. | 1,180 kg. | 1,110 kg. | 1,060 kg. <u>N/A engine</u> single cam 1,040 kg. | <u>NA. Engine Single Cam</u> Not more than 1200 cc. = 980 kg. 1201 cc. - 1250 cc. = 995 kg. Not more than 1350 cc. = 1,010 kg. <u>NA. Engine Twin Cam</u> Not more than 1350 cc. = 1,040 kg. **Engine K12m = 995 kg. |
| | | | Sequential PADDLE SHIFT Add weight 30 kg. | Sequential PADDLE SHIFT Add weight 30 kg. | <u>Tuebo Engine</u> Not more than 1000 cc. = 1,040 kg. **Grade Racers PRO,AM + 15 kg. |
| | | | | | |
| 3 | Weight for car must be in block shape with lid and it must be fixed firmly with car's body by using bolts and nuts beside of driver's seat. | O | O | O | O |
| 4 | Car's body and engine do not have to be that of the same brand. | O | O | O | O |
| 5 | Car's shape must be remained as can tell by looking which brand and model it is. | O | O | O | O |
| 6 | Cockpit floor must be that of standard. Cutting off is not allowed. | O | O | O | O |
| 7 | Engine | 2050 cc. N/A 1650 cc. Turbo installed | 1850 cc. N/A 1550 cc. Turbo installed | 1550 cc. N/A 1250 Turbo installed | Not more than 1350 cc. N/A Not more than 1000 cc. Turbo installed |
| 8 | For N/A engine, there must be only 1 working throttle. The narrowest part must not exceed 10 cm. measured from the tip of compressor wheel. | 65 mm. | 60 mm. | 55 mm. | 49 mm. |
| 9 | The car is allowed to install only 1 turbo with air restrictor. The narrowest part must not exceed 10 cm. measured from the tip of compressor wheel. And the compressor ambient air inlet must have only one hold. | Gasoline engine 33 mm. 30 mm. 27 mm. Diesel engine 38 mm. 35 mm. - | | | - Standard Turbo - Standard Intake Pipe - Standard Intake Air Duct - Standard Air Filter Box |
| 10 | The material of engine block and cylinder head cover must be as factory standard. Holding points must be remained in both gasoline engine and diesel engine. | O | O | O | O |
| 11 | DRY SUMP system. | X | X | X | X |
| 12 | Any gas or liquid substance that means to mix with air in air intake tube as to reduce temperature is not allowed. Only intercooler Air-To-Air type is allowed. | O | O | O | O |
| 13 | Water intercooler is allowed but water pump and any other external spray as to reduce the heat of intercooler is not allowed. | O | O | O | O |
| 14 | Transmission | Manual Automatic PADDLE SHIFT SEQUENTIAL PADDLE SHIFT | Manual Automatic PADDLE SHIFT SEQUENTIAL PADDLE SHIFT | Manual Automatic PADDLE SHIFT X | Manual Automatic PADDLE SHIFT X |
| 15 | TRACTION CONTROL | X | X | X | X |
| 16 | Suspension's holding point can be moved from the original point not more than 20 mm. in radius. | O | X | X | X |
| 17 | Caliper and carbon fiber disc system. | X | X | X | X |
| 18 | Shock absorber position and its working system must be remained the same as factory setting. | O | O | O | O |
| 19 | Suspension system parts must be remained standard as factory setting. | X | O | O | O |
| 20 | Aero part can be freely installed as it is not harmful to other. | O | O | O | O |
| 21 | Tail pipe must point out at the back of the car only. | O | O | O | O |
| 22 | Rim and center lock system. | X | X | X | X |
| 23 | Tyres that allowed to used in the race (Provided from organizer only). |  HANKOOK Z214 245/40-17 7,100.00 baht |  HANKOOK Z221 195/55-15 5,100.00 baht |  HANKOOK RS4 195/50-15 3,000.00 baht | |
| 24 | Rain tires, do not use WET HANKOOK Z207 tires, use HANKOOK radial tires, HANKOOK RS4 tires and HANKOOK Z221 tires only. | O | O | O | O |
| 25 | Rear camera must be installed and there must be at least 5" monitor installed inside cockpit in middle console. | O | O | O | O |
| 26 | Safety system (Roll bar, Racing seat, at least 8 anchors BELT, Electric breaker, Fire extinguisher) and window net at driver side. | O | O | O | O |